

LOW VOLTAGE CURRENT TRANSFORMER

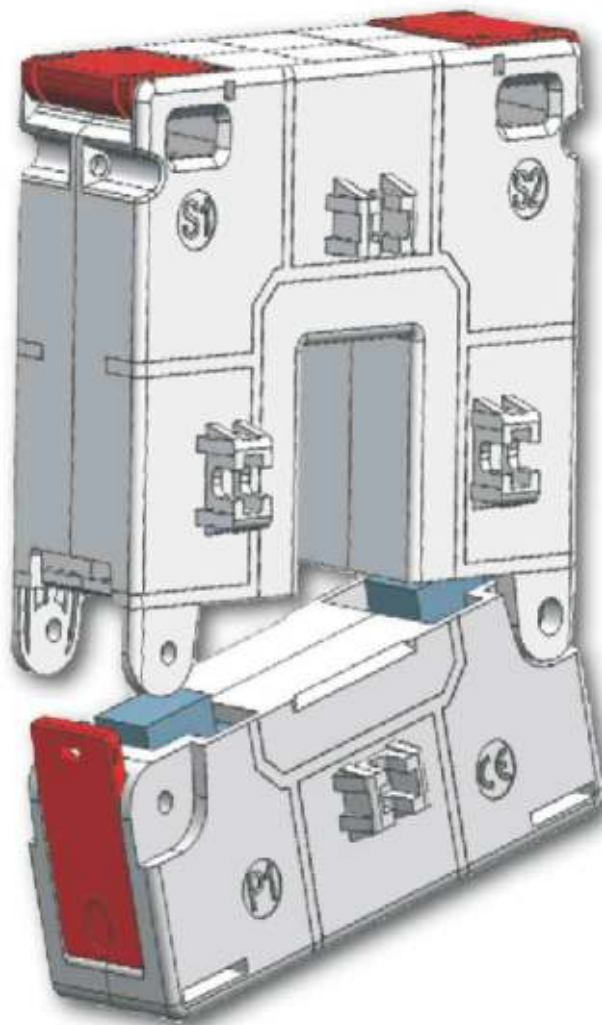
RISH SPLIT CORE



Data Sheet

SQUARE SPLIT CORE
CURRENT TRANSFORMER

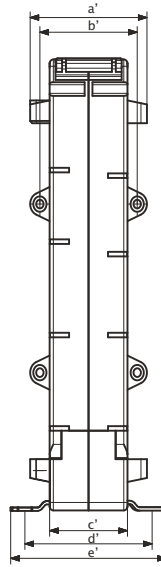

SPLIT CORE



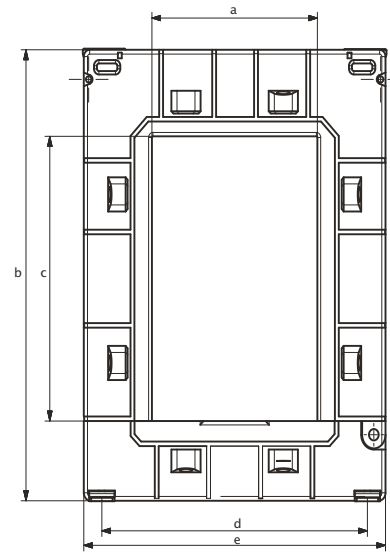
TRANSFORMADOR DE CORRIENTE EN BAJA TENSION

RISH SPLIT CORE

RISH SPLIT CORE



LATERAL



FRONTAL

TODAS LAS MEDIDAS EN MILIMETROS

DIMENSIONES

FRONTAL					
	a	b	c	d	e
93/30SC (40)	23	106	33	75	93
105/50SC (50)	43	125	55	90	108
125/50SC (40)	55	158	85	106	125
155/80SC (40)	85	198	125	136	155
195/80SC (64)	85	245	172	177	195

LATERAL					
Model	a'	b'	c'	d'	e'
93/30SC (40)	54	46	40	62	76
105/50SC (50)	64	56	50	72	86
125/50SC (40)	54	46	40	62	76
155/80SC (40)	54	46	40	62	76
195/80SC (64)	78	71	40	62	76

CARACTERISTICAS

- Instalacion sin corte de las barras
- Testeados a 3KV 50Hz 1min.
- 700V RMS
- 100/5A hasta 4000/5A
- Clase 1
- manufacturados segun IEC 61869-1 & IS 2705-1

APLICACIONES

- Switchgear
- Distribution system
- Generator sets
- Control panels
- Overload protection
- Control devices



TRANSFORMADOR DE CORRIENTE EN BAJA TENSION

Transformador de Nucleo Partido Xmer

Primary Current	VA/Acc Class	OD/ID (Axial)	RISH CT Type	
100A	1.5VA / Class 1	93 / 30 (40)	RISH Xmer 93/30SC (40)	2904010RSTrafo.C. nudeo.partido 100/5A ven20x30mm clase1 Cons1.5VA
200A	2.5VA / Class 1	93 / 30 (40)	RISH Xmer 93/30SC (40)	2904020RSTrafo.C. nudeo.partido 200/5A ven20x30mm clase1 Cons2.5VA
250A	3.75VA / Class 1	93 / 30 (40)	RISH Xmer 93/30SC (40)	2904025RSTrafo.C. nudeo.partido 250/5A ven20x30mm clase1 Cons3.75VA
300A	5VA / Class 1	93 / 30 (40)	RISH Xmer 93/30SC (40)	2904030RSTrafo.C. nudeo.partido 300/5A ven20x30mm clase1 Cons5.0VA
400A	3.75VA / Class 1	125 / 50 (40)	RISH Xmer 125/50SC (40)	2904050RSTrafo.C. nudeo.partido 400/5A ven50x80mm clase1 Cons3.75VA
500A	5VA / Class 1	125 / 50 (40)	RISH Xmer 125/50SC (40)	2904040RSTrafo.C. nudeo.partido 500/5A ven50x80mm clase1 Cons5VA
600A	7.5VA / Class 1	155 / 80 (40)	RISH Xmer 155/80SC (40)	2904060RSTrafo.C. nudeo.partido 600/5A ven80x120mm clase1 Cons7.5VA
800A	10VA / Class 1	155/80 (40)	RISH Xmer 155/80SC (40)	2904080RSTrafo.C. nudeo.partido 800/5A ven80x120mm clase1 Cons10VA
1000A	15VA / Class 1	155/80 (40)	RISH Xmer 155/80SC (40)	2904100RSTrafo.C. nudeo.partido 1000/5A ven80x120mm clase1 Cons15VA
1200A	30VA / Class 1	155 / 80 (40)	RISH Xmer 155/80SC (40)	2904120RSTrafo.C. nudeo.partido 1200/5A ven80x120mm clase1 Cons30VA
1500A	45VA / Class 1	155/80 (40)	RISH Xmer 155/80SC (40)	2904150RSTrafo.C. nudeo.partido 1500/5A ven80x120mm clase1 Cons45VA
1600A	45VA / Class 1	155/80 (40)	RISH Xmer 155/80SC (40)	2904160RSTrafo.C. nudeo.partido 1600/5A ven80x120mm clase1 Cons45VA
2000A	45VA / Class 1	155/80 (40)	RISH Xmer 155/80SC (40)	2904200RSTrafo.C. nudeo.partido 2000/5A ven80x120mm clase1 Cons45VA
2500A	45VA / Class 1	155/80 (40)	RISH Xmer 155/80SC (40)	2904250RSTrafo.C. nudeo.partido 2500/5A ven80x120mm clase1 Cons45VA
3000A	45VA / Class 1	155/80 (40)	RISH Xmer 155/80SC (40)	2904300RSTrafo.C. nudeo.partido 3000/5A ven80x120mm clase1 Cons45VA
4000A	45VA / Class 1	195/80 (64)	RISH Xmer 195/80SC (64)	2901400RSTransformador Corriente nudeo part. 4000/ 5, 45VA Ø80mm ± 1%

