

# LOW VOLTAGE CURRENT TRANSFORMER

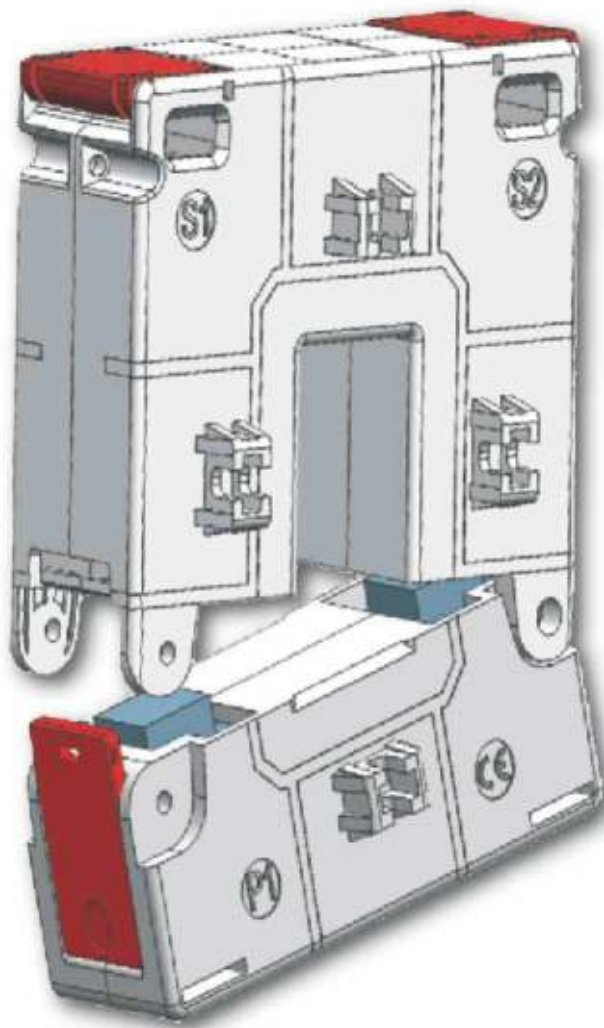
RISH SPLIT CORE



Data Sheet

SQUARE SPLIT CORE  
CURRENT TRANSFORMER

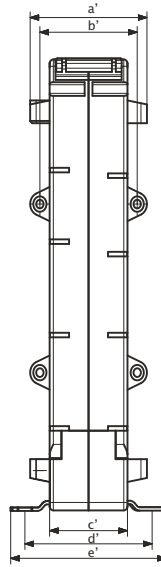

SPLIT CORE



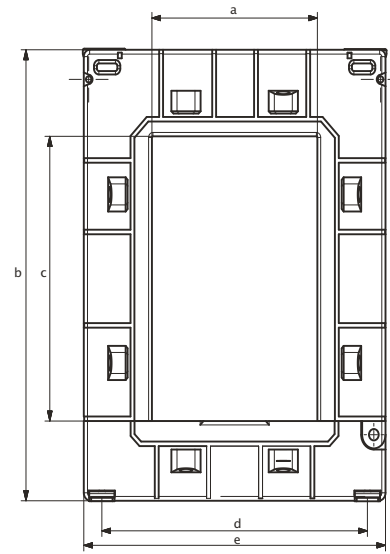
# TRANSFORMADOR DE CORRIENTE EN BAJA TENSION

## RISH SPLIT CORE

RISH SPLIT CORE



LATERAL



FRONTAL

TODAS LAS MEDIDAS EN MILIMETROS

### DIMENSIONES

FRONTAL					
	a	b	c	d	e
93/30SC (40)	23	106	33	75	93
105/50SC (50)	43	125	55	90	108
125/50SC (40)	55	158	85	106	125
155/80SC (40)	85	198	125	136	155
195/80SC (64)	85	245	172	177	195

LATERAL					
Model	a'	b'	c'	d'	e'
93/30SC (40)	54	46	40	62	76
105/50SC (50)	64	56	50	72	86
125/50SC (40)	54	46	40	62	76
155/80SC (40)	54	46	40	62	76
195/80SC (64)	78	71	40	62	76

### CARACTERISTICAS

- Instalacion sin corte de las barras
- Testeados a 3KV 50Hz 1min.
- 700V RMS
- 100/5A hasta 4000/5A
- Clase 1
- manufacturados segun IEC 61869-1 & IS 2705-1

### APLICACIONES

- Switchgear
- Distribution system
- Generator sets
- Control panels
- Overload protection
- Control devices



# TRANSFORMADOR DE CORRIENTE EN BAJA TENSION

## Transformador de Nucleo Partido Xmer

Primary Current	VA/Acc Class	OD/ID (Axial)	RISH CT Type	
100A	1.5VA / Class 1	93 / 30 (40)	RISH Xmer 93/30SC (40)	2904010RSTrafo.C. nudeo.partido 100/5A ven20x30mm clase1 Cons1.5VA
200A	2.5VA / Class 1	93 / 30 (40)	RISH Xmer 93/30SC (40)	2904020RSTrafo.C. nudeo.partido 200/5A ven20x30mm clase1 Cons2.5VA
250A	3.75VA / Class 1	93 / 30 (40)	RISH Xmer 93/30SC (40)	2904025RSTrafo.C. nudeo.partido 250/5A ven20x30mm clase1 Cons3.75VA
300A	5VA / Class 1	93 / 30 (40)	RISH Xmer 93/30SC (40)	2904030RSTrafo.C. nudeo.partido 300/5A ven20x30mm clase1 Cons5.0VA
400A	3.75VA / Class 1	125 / 50 (40)	RISH Xmer 125/50SC (40)	2904050RSTrafo.C. nudeo.partido 400/5A ven50x80mm clase1 Cons3.75VA
500A	5VA / Class 1	125 / 50 (40)	RISH Xmer 125/50SC (40)	2904040RSTrafo.C. nudeo.partido 500/5A ven50x80mm clase1 Cons5VA
600A	7.5VA / Class 1	155 / 80 (40)	RISH Xmer 155/80SC (40)	2904060RSTrafo.C. nudeo.partido 600/5A ven80x120mm clase1 Cons7.5VA
800A	10VA / Class 1	155/80 (40)	RISH Xmer 155/80SC (40)	2904080RSTrafo.C. nudeo.partido 800/5A ven80x120mm clase1 Cons10VA
1000A	15VA / Class 1	155/80 (40)	RISH Xmer 155/80SC (40)	2904100RSTrafo.C. nudeo.partido 1000/5A ven80x120mm clase1 Cons15VA
1200A	30VA / Class 1	155 / 80 (40)	RISH Xmer 155/80SC (40)	2904120RSTrafo.C. nudeo.partido 1200/5A ven80x120mm clase1 Cons30VA
1500A	45VA / Class 1	155/80 (40)	RISH Xmer 155/80SC (40)	2904150RSTrafo.C. nudeo.partido 1500/5A ven80x120mm clase1 Cons45VA
1600A	45VA / Class 1	155/80 (40)	RISH Xmer 155/80SC (40)	2904160RSTrafo.C. nudeo.partido 1600/5A ven80x120mm clase1 Cons45VA
2000A	45VA / Class 1	155/80 (40)	RISH Xmer 155/80SC (40)	2904200RSTrafo.C. nudeo.partido 2000/5A ven80x120mm clase1 Cons45VA
2500A	45VA / Class 1	155/80 (40)	RISH Xmer 155/80SC (40)	2904250RSTrafo.C. nudeo.partido 2500/5A ven80x120mm clase1 Cons45VA
3000A	45VA / Class 1	155/80 (40)	RISH Xmer 155/80SC (40)	2904300RSTrafo.C. nudeo.partido 3000/5A ven80x120mm clase1 Cons45VA
4000A	45VA / Class 1	195/80 (64)	RISH Xmer 195/80SC (64)	2901400RSTransformador Corriente nudeo part. 4000/ 5, 45VA Ø80mm ± 1%

