

FICHA DEL PRODUCTO

ITEM:

Fusible NH 1, 200A, curva gG/gL, 690V 50KA

CÓDIGO:

21011200CH

IMAGEN:



DESCRIPCIÓN

APLICACIÓN:

RT36

Fusibles

La serie de fusibles RT cuentan con un diseño compacto, peso ligero, bajo consumo de energía y de alta capacidad de ruptura.

Uso: Para protección de aparatos eléctricos contra sobrecarga y cortocircuito.



Características técnicas

- Condiciones de trabajo: AC 690V, hasta 1000A
- Valores máximos de trabajo: 690V 50 kA
- Curva: gG/gL
- Norma: IEC 60269








CE

WWW.NDU.CL

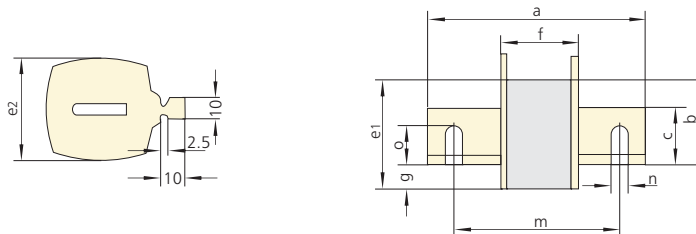
Información Técnica

Specifications	Rated current (A)	Rated voltage (V)	Rated power (W)	Weight (kg)	Breaking capacity (kA)
 RT36-00C, NT00C, R030A (Base: RT36-00)	4	500	1.5	0.12	120
	6	500	1.6	0.12	120
	10	500	1.7	0.12	120
	16	500	2.0	0.12	120
	20	500	2.5	0.12	120
	25	500	3.1	0.12	120
	32	500	3.5	0.12	120
	36	500	3.8	0.12	120
	40	500	4.0	0.12	120
	50	500	5.3	0.12	120
	63	500	6.1	0.12	120
	80	500	6.9	0.12	120
	100	500	10.0	0.12	120
 RT36-00, RT16-00(NT00)	4	500/690	1.5	0.15	120/50
	6	500/690	1.6	0.15	120/50
	10	500/690	1.7	0.15	120/50
	16	500/690	2.0	0.15	120/50
	20	500/690	2.5	0.15	120/50
	25	500/690	3.1	0.15	120/50
	32	500/690	3.5	0.15	120/50
	36	500/690	3.8	0.15	120/50
	40	500/690	4.0	0.15	120/50

Información Técnica

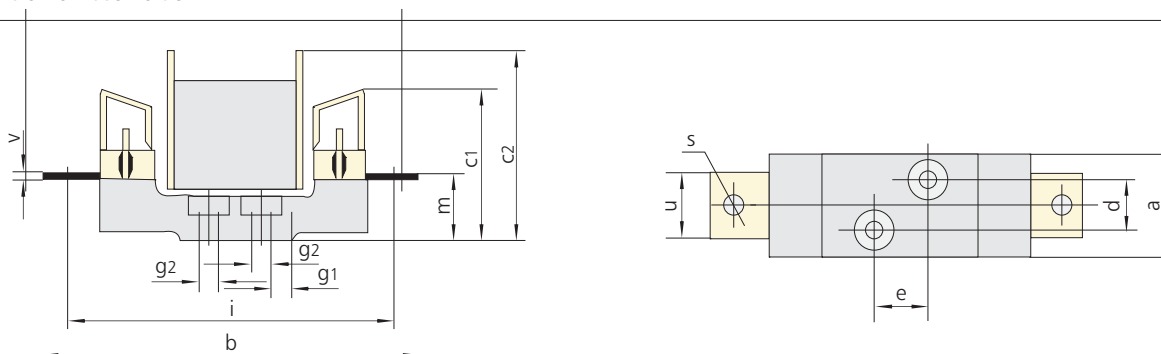
Specifications	Rated current (A)	Rated voltage (V)	Rated power (W)	Weight (kg)	Breaking capacity (kA)
 RT36-00, RT16-00(NT00)	50	500/690	5.3	0.15	120/50
	63	500/690	6.1	0.15	120/50
	80	500/690	6.9	0.15	120/50
	100	500/690	10.0	0.15	120/50
	125	500/690	9.6	0.15	120/50
	160	500/690	12.0	0.15	120/50
 RT36-0, RT16-0(NT0)	4	500/690	1.7	0.2	120/50
	6	500/690	2.0	0.2	120/50
	10	500/690	1.8	0.2	120/50
	20	500/690	3.0	0.2	120/50
	25	500/690	3.5	0.2	120/50
	32	500/690	4.05	0.2	120/50
	36	500/690	4.0	0.2	120/50
	40	500/690	5.1	0.2	120/50
	50	500/690	7.25	0.2	120/50
	63	500/690	8.1	0.2	120/50
	80	500/600	10.26	0.2	120/50
	100	500/690	12.58	0.2	120/50
	125	500/690	15.62	0.2	120/50
 RT36-1, RT16-1(NT1)	80	500/690	8.35	0.36	120/50
	100	500/690	12.05	0.36	120/50
	125	500/690	13.46	0.36	120/50
	160	500/690	16.53	0.36	120/50
	200	500/690	20.8	0.36	120/50
	224	500/690	22.69	0.36	120/50
 RT36-2, RT16-2(NT2)	250	500/690	23.0	0.36	120/50
	125	500/690	21.7	0.85	120/50
	160	500/690	22.7	0.85	120/50
	200	500/690	26.8	0.85	120/50
	224	500/690	28.9	0.85	120/50
	250	500/690	28.9	0.85	120/50
	300	500/690	32.0	0.85	120/50
	315	500/690	32.45	0.85	120/50
 RT36-3, RT16-3(NT3)	355	500/690	33.66	0.85	120/50
	400	500/690	34.0	0.85	120/50
	315	500/690	34.45	0.85	120/50
	355	500/690	35.96	0.85	120/50
	400	500/690	38.09	0.85	120/50
	425	500/690	40.20	0.85	120/50
 RT36-4, RT16-4(NT4)	500	500/690	45.23	0.85	120/50
	630	500/690	48.0	0.85	120/50
 RT36-4, RT16-4(NT4)	800	500/690	75.08	1.95	120
	1000	500/690	90.0	1.95	120
NRT36-00, NH00	160	500/690	12	0.15	120/50

Montaje y dimensiones



Dimension	RT36-00C	RT36-00	RT36-0	RT36-1	RT36-2	RT36-3	RT36-4	NRT36-00
a	78.5	78.5	125	135	150	150	200	78.5
b	35	35	35	40	48	60	83	35
c	15	15	15	21	27	33	50	15
e1	45	45	45	48	58	67	96	45
e2	20	29	29	48	58	67	88	29
f	49	49	68	68	68	68	79	49
g	10	10	11.5	12	13	14	20	11.5
m	-	-	-	-	-	-	150	-
n	-	-	-	-	-	-	16	-
o	-	-	-	-	-	-	32	-

4.2 Dimension of fuse holder



Dimension	RT36-00	RT36-0	RT36-1	RT36-2	RT36-3	RT36-4	NRT36-00
a	30	33	58	64	64	96	30
b	118	170	200	225	250	304	120
c1	60	73	82	98	105	145	60
c2	85	93	96	112	120	165	85
d	0	0	30	30	30	45	0
e	25	25	25	25	25	30	25
g1	8	16	15	17	17	4	8
g2	8.3	7.5	10.5	10.5	10.5	13	7.5
i	100	150	175	200	210	260	100
m	25	38	38	40	45	47.5	25
s	M8	M8	M10	M10	M12	M16	M8
u	25	25	25	30	40	45	25